

**ELA storage container**  
ISO standard steel container,  
spacious and durable

# ela[container]



## Brief Description

Modern storage rooms have to meet a range of requirements. ELA storage containers are spacious and dry, ready for use in no time and deliver guaranteed durability even in the toughest deployment conditions.

Thanks to the fully-welded trapezoidal sheeting on the roof and walls, as well as the sturdy steel frame construction, the tools and materials are properly stored at all times.

Suitable equipment is provided for all purposes. In this way, ELA storage containers can optionally be delivered with shelving and complete electrical installation. For increased safety, they can also be enhanced with theft protection. Work benches and heaters are available as additional equipment options.

ELA storage containers feature a standard length of 20 feet, with a half-length version measuring 10 feet also available.

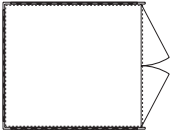
The ELA storage containers meet the high quality standards of ELA: certified quality – made in Germany.

## Features

- + Sturdy steel frame construction made of 6 mm thick special profile
- + Heavy-duty double swing door
- + Roof, side walls and end walls made of 1.5 mm thick, fully welded trapezoidal sheeting
- + 8 ISO container corners
- + Plywood glued multiple times over the crosswise floor joists
- + Optional: heavy-duty shelving and electrical installation
- + Optional: work bench with vice
- + Optional: ELA theft protection

## 10 foot ELA storage container

Article: CF10N25-M000  
Dimensions: 2,991 mm × 2,438 mm × 2,591 mm

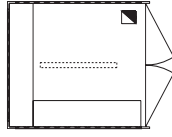


### Features

- + Heavy-duty double swing door
- + Sturdy steel frame construction made of 6 mm thick special profile
- + Roof, side walls and end walls made of 1.5 mm thick, fully welded trapezoidal sheeting
- + 8 ISO container corners
- + Plywood glued multiple times over the crosswise floor joists
- + Optional: ELA theft protection

## 10 foot ELA storage container with shelves and electrical installation

Article: CF10N25-MREE  
Dimensions: 2,991 mm × 2,438 mm × 2,591 mm



### Features

- Same as CF10N25-M000, but with addition of:
- + Electrical installation according to DIN VDE 0100, 400/230 V, 50 Hz, IP44
  - + Electric input and output CEE 400 V/32 A
  - + Electric subdistribution board with ground fault circuit interrupter and various circuit breakers
  - + 1 surface-mounted light fixture, 1 × 58 W
  - + Grounded receptacles and light switches
  - + 1 CEE wall outlet 400 V/32 A
  - + Heavy-duty shelving on long and short sides (L-shape)
  - + Optional: forced air heater, 2 kW
  - + Optional: work bench with vice
  - + Optional: ELA theft protection

## 20 foot ELA storage container

Article: CF20N25-M000  
Dimensions: 6,058 mm × 2,438 mm × 2,591 mm




### Features

- + Heavy-duty double swing door
- + Sturdy steel frame construction made of 6 mm thick special profile
- + Roof, side walls and end walls made of 1.5 mm thick, fully welded trapezoidal sheeting
- + 8 ISO container corners
- + Heavy timber floor boards (wood flooring) over the crosswise floor joists
- + Optional: ELA theft protection

## 20 foot ELA storage container with shelves and electrical installation

Article: CF20N25-MREE  
Dimensions: 6,058 mm × 2,438 mm × 2,591 mm



### Features

- Same as CF20N25-M000, but with addition of:
- + Electrical installation according to DIN VDE 0100, 400/230 V, 50 Hz, IP44
  - + Electric input and output CEE 400 V/32 A
  - + Electric subdistribution board with ground fault circuit interrupter and various circuit breakers
  - + 2 surface-mounted light fixtures, each with 1 × 58 W
  - + Grounded receptacles and light switches
  - + 1 CEE wall outlet 400 V/32 A
  - + Heavy-duty shelving on long and short sides (L-shape)
  - + Optional: forced air heater, 2 kW
  - + Optional: work bench with vice
  - + Optional: ELA theft protection