


ELA waste water tank

Compatible with ELA sanitary containers

ela[container]



Brief Description

ELA waste water tanks are a clean and safe solution where mobile sanitary solutions are needed and local sewer access is not available.

The tanks can be combined with all ELA sanitary containers and the capacity from 3,000 to 7,200 litres guarantees ultimate flexibility and mobility.

Exterior coating fits the colour of ELA sanitary containers. It is available in RAL 1004 (golden yellow) or RAL 7032 (pebble grey). Stairs (2 steps) are included in the scope of delivery as standard and can be equipped with a handrail on request.


The ELA waste water tanks meet the high quality standards of ELA: certified quality – made in Germany.

Features

- + Steel version
- + Exterior coating in RAL 1004 (golden yellow) or RAL 7032 (pebble grey)
- + Not insulated
- + Capacity: 3,000 to 7,200 litres
- + With stairs (2 steps), optionally with handrail
- + Intake/discharge port
- + Can be combined with other ELA containers

20 foot ELA waste water tank premium

Dimensions: TF20H30-TANK
Maße: 6,055 mm × 3,000 mm × 610 mm



Features

- + Compatible with ELA sanitary containers
- + Capacity approx. 7,200 litres
- + Steel version
- + Exterior coating in RAL 1004 (golden yellow) or RAL 7032 (pebble grey)
- + Intake/discharge port
- + With stairs (2 steps), optionally with handrail

20 foot ELA waste water tank

Article: TF20H25-TANK
Dimensions: 6,055 mm × 2,435 mm × 610 mm

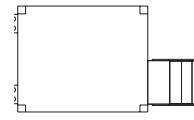


Features

- + Compatible with ELA sanitary containers
- + Capacity approx. 6,000 litres
- + Steel version
- + Exterior coating in RAL 1004 (golden yellow) or RAL 7032 (pebble grey)
- + Intake/discharge port
- + With stairs (2 steps), optionally with handrail

10 foot ELA waste water tank

Article: TF10H25-TANK
Dimensions: 2,990 mm × 2,435 mm × 610 mm



Features

- + Compatible with ELA sanitary containers
- + Capacity approx. 3,000 litres
- + Steel version
- + Exterior coating in RAL 1004 (golden yellow) or RAL 7032 (pebble grey)
- + Intake/discharge port
- + With stairs (2 steps), optionally with handrail